



TWIG XO

Domus Line design

Surface LED profile with diffuse light projection

Materials:

aluminium, PMMA, thermoplastic polymers

Finish:

aluminium

Light source:

HE LED module (120 LED/m)

UHE LED module (240 LED/m)

Wiring:

2000mm

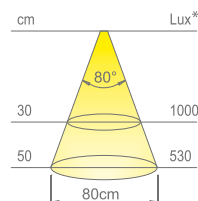

Application type:

under shelf

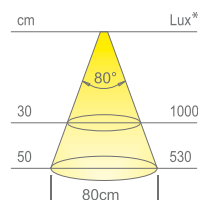

Installation:

surface

TWIG XO is a profile for professional applications requiring bright and diffuse illumination. Made from extruded aluminium, it incorporates a high-efficiency PMMA diffuser for even light projection.



Colour appearance natural white
Colour temperature 4100 K
Luminous efficiency 85 lm/W
CRI Ra ≥ 80



Colour appearance warm white
Colour temperature 2900 K
Luminous efficiency 85 lm/W
CRI Ra ≥ 80

* values referring to TWIG XO HE 1000mm




TWIG XO
without switch

Code	Model	Watt & Volt	Light colour	Finish
on request*	HE (120 LED/m)	9,6W/m @ 24Vdc	natural white	aluminium
on request*	HE (120 LED/m)	9,6W/m @ 24Vdc	natural white	aluminium
on request*	UHE (240 LED/m)	22W/m @ 24Vdc	warm white	aluminium
on request*	UHE (240 LED/m)	22W/m @ 24Vdc	warm white	aluminium

CONVERTER NOT INCLUDED. TO BE ORDERED SEPARATELY.

* Codes will be provided according to the length requested.



FOR POWER SUPPLIES AND ACCESSORIES SEE PAGE 80.



FOR TUNABLE WHITE VERSIONS, SEE THE **DOMUS LINE TW CATALOGUE**.



TWIG XO quickly attaches to the surface using steel clips hidden on the back of the profile.

TWIG XO is available in 120 or 240 LEDs per metre versions, in natural white and warm white. It can be controlled using a remote dimmer system. See accessories on page 78.



FLEXYLED HE PW (120 LED/m)



FLEXYLED UHE PW (240 LED/m)